




**ANNUAL REPORT
OF THE
NORWICH, NEW YORK
POLICE DEPARTMENT
2013**



2013 ANNUAL REPORT



Norwich
Police



A message from the Chief of Police

March 1, 2014

Mayor Joseph P. Maiurano
Members of the Common Council

Gentlemen,


I present to you the Annual Report of the City of Norwich Police Department for the year 2013.

In 2013 the Norwich Police began the year with one position vacant. As the year progressed, the staffing of the police force was at times decreased by six officers. The shortage was caused by a new-hire attending the police academy and unprecedented on-duty injuries and personal illness. The numbers in this report reflect these absences. Many of the absences took place during the summer months, which is normally the busiest time of year for the department.

A testament to the fortitude and professionalism of the officers of the Norwich Police, they all worked extra shifts for many weeks, with little notice from the population we serve. While all shifts were covered and all complaints answered, we recognized this was not a desirable, safe or efficient means to deliver police services.

In the pages that follow are some noteworthy items of interest concerning cases handled by the Norwich Police. Further in the report is 2013 statistical data in chart format.

Please contact me if you have any questions or concerns.


Joseph Angelino
Chief of Police

Mission Statement

The mission of the Norwich Police Department is the prevention of crime and enforcement of City, State and Federal Laws and Ordinances.

To take appropriate action on complaints from the public regarding all matters which fall within the province of the Police Department, and to refer all others to the proper agencies for handling.

To cooperate with all City, State, County and Federal Agencies in the interests of Public Safety.

2013 ANNUAL REPORT

Members of the Norwich Police Force as of December 31, 2013

<u>NAME</u>	<u>RANK</u>	<u>DATE OF RANK</u>	<u>APPOINTED</u>
Angelino, J	Chief of Police	09/26/1996	05/15/1981
Marsh, R	D/Chief of Police	07/22/2007	08/01/1993
Burlison, S	D/Chief of Police	07/20/2011	10/27/1996
Meade, S	Sergeant of Police	05/17/2006	04/28/1997
Turner, G	Sergeant of Police	07/22/2007	10/28/1996
Blenis, P	Sergeant of Police	12/31/2007	05/15/1994
Tumminia, R	Sergeant of Police	04/19/2011	06/19/1994
Zieno, S	Sergeant of Police	08/17/2011	05/22/1994
Purdy, M	Police Officer		03/29/1998
Burdick, J	Police Officer		09/10/2000
Roach, R	Police Officer		09/28/2005
Rotundo, C	Police Officer		03/01/2006
Annesi, T	Police Officer		03/02/2006
Carpenter, J	Police Officer		07/19/2006
Clarke, B	Police Officer		04/09/2007
Maerz, L	Police Officer		02/08/2008
Miller, T	Police Officer		10/26/2008
Carnrike, G	Police Officer		03/01/2011
Francis, A	Police Officer		03/18/2013



2013 ANNUAL REPORT

JANUARY

The year 2013 started with the Norwich Police Department roster one police officer short because of a resignation in December 2012. Keeping the police force at full minimum staffing is always a priority. Actions were undertaken to fill this vacant position as soon as possible. The Norwich Police used the existing Civil Service list and began canvassing candidates from this list.

January 7, 2013 - This first Monday in January was the day children returned to school after the Christmas winter break. It was also the first day children returned to school since the tragic murders at an elementary school in Newtown, CT. More than 25 people were killed by a lone gunman at this school in Connecticut. A Norwich Police officer was assigned to each school building in the city limits, including the private faith based schools. Posting of officers at school entrances during drop-off and pick-up times continued for the remainder of the school year.



2013 ANNUAL REPORT

FEBRUARY

February 2013 - Neighbors surrounding a house at 7 State St contacted the Norwich Police about suspicious activity taking place at that residence. Information was turned over to Dep/Chief Rodney Marsh who began surveillance of the residence. With assistance from detectives from the Chenango County Sheriff's Office and the New York State Police Community Narcotics Enforcement Team (C-NET) the officers began a covert investigation into the sale of illegal substances from 7 State Street. This investigation continued for several weeks. As this investigation progressed it was determined 'crack' cocaine was the most commonly sold substance from this address.



7 State Street, the target address, marked with a star.

2013 ANNUAL REPORT

MARCH

March 17, 2013 - Members of the Norwich Police participated in the annual raising of the Irish flag in downtown Norwich. This year, County Judge Frank Revoir continued the tradition started by retired County Judge W.H. Sullivan of honoring the large Irish community in Norwich.



Left to Right: County Judge Frank Revoir, Chief Joseph Angelino, PO George Carnrike and Sergeant Stephen Zieno prepare to raise the flag of Ireland over East Park.

March 2013 - For nearly 20 years, members of the Norwich Police with military experience have been assigned to the Police Recruit training academy. Their mission is to introduce recruits to the para-military environment of a law enforcement career. For the past three years, PO Justin Carpenter, a US Marine Iraq war veteran, has been a Drill Instructor as the Zone 6 Police Academy.



2013 ANNUAL REPORT

MARCH

March 18, 2013 - After conducting interviews of candidates from the Civil Service list for Police Officer, ADAM FRANCIS was selected to fill the vacant position. Officer Francis began his career with the police department after being sworn in at a Common Council meeting. Officer Francis is a US Army trained Medic and currently serves in Co. B, 403rd Civil Affairs Bn., Utica, New York. Basic police training for Officer Francis took place at the Zone 6 Law Enforcement Training Academy in Binghamton, New York.



Adam Francis takes of Oath of Office for Police Officers at the March Common Council meeting.

2013 ANNUAL REPORT

MARCH

March 20, 2013 - After a month long investigation into the sale of illegal substances from 7 State Street, members of the Norwich Police and Chenango County Sheriff's Office executed a Search Warrant at the residence. Inside four people were arrested, two males, two females. One of the men was from Vestal, New York. Also seized as evidence from this house were quantities of illegal substances, US currency and articles of drug paraphernalia.




7 State Street. The target location was the downstairs apartment. Uninvolved upstairs neighbors watch from their windows.

2013 ANNUAL REPORT

APRIL

The City of Norwich Police received recognition from the New York Conference of Mayors (NYCOM) for our shared services program with the Norwich City School District. Norwich was one of several communities that submitted programs for consideration. Our program was deemed the most useful and innovative receiving 1ST Place award recognition. The Shared Services agreement between the Police Department and the school district gives the School District police services which in the past were billed to the School district for such events as varsity football and basketball games, student dances and others. In return the School District provides Information Technology (IT) support to the city.



Left - NCSD employee James Dunne installs a software update on a Norwich Police patrol car laptop.

Right - PO Christopher Rotundo visits with school children at Gibson school during lunch.



Left - PO Christopher Rotundo walks the hallways of Perry Browne School with Principal Jennifer Post.

2013 ANNUAL REPORT

MAY

May 2012 - The Norwich Police actively participate with the Norwich School District to promote safe, fun and interesting after school activities. Officers were assigned to the After Prom Party at the Norwich YMCA. In the following week a Norwich Officer greets the Senior Class prior to their three-day trip and offers some safety tips for being tourist in a metropolitan area. Also in May of 2013, Norwich Police officers assisted with the “Mock Crash” at the Otselic Valley Central School.

Memorial Day weekend in Norwich is all things cars. Beginning Friday afternoon officers were on duty at the Chenango County Fairgrounds assisting with traffic as car show vendors arrive. At the same time officers were in the downtown area setting up for the B.I.D. Cruise-In on the park square. Friday, Saturday and Sunday thousands of car enthusiasts descend on Norwich. During the weekend, teams of four officers alternate between traffic duty on East Main Street and patrolling the grounds.



2013 ANNUAL REPORT

JUNE

June 28, 2013 - At about 8:00pm a gentleman came to the police station to report his wife missing. At the time of the report the region was experiencing heavy rainfall and flooding. The missing woman left their home and never made it to her place of employment in Clinton, NY. The area surrounding Clinton, NY had several roads washed out and highways under water. The Norwich Police coordinated a massive multi-day search effort involving many Central New York law enforcement agencies. The searching was conducted by vehicle, on foot, Forest Ranger airboat and by NYSP helicopter. On July 1, 2013 the missing woman's car was located in the Town of Norwich, just south of the city limits. Search efforts now moved to this area involving all available assets. On July 3, 2013 at approximately 9:30 am, Norwich Police officers and K9 Weeks located the deceased female in waters of the flooded Chenango River south of the city limits, adjacent to the NYS&W railroad tracks. An autopsy determined the death was not a criminal act.



PO Loriann Maerz boards a NYSP helicopter at the Norwich airport on the second day of the search.

NYSP SCUBA divers and BCI detectives along with Norwich Police officers concentrate their search on the RR tracks south of the city limits.



2013 ANNUAL REPORT

JULY

July 4, 2013 - For the first time in memory, the 4th of July fireworks display at the Chenango County Fair Grounds was canceled because the Chenango River had flooded the area.



East Main Street at Oleandorf Place. The Chenango River flowing over the intersection and into the Chenango County Fair Grounds.

July 12, 13,14, 2013 - Police officers close East Main Street from North Broad Street to Silver Street early Friday morning. As soon as the street is closed, scores of Gus Macker basketball hoops and courts are set up. The street remains closed until late Sunday evening as thousands of 3-on-3 players and spectators watch 16 hours per day of street basketball.



2013 ANNUAL REPORT

JULY

Sgt Rosario Tumminia and college intern James Testani come to the rescue of a trio of brothers on Sunset Drive who lost a prized toy car down a storm drain. After several minutes of trial and error and the use of any and all equipment found in the trunk of a patrol car, intern Testani was successful in retrieving the toy from the storm drain.



Above photographs show heroin and cash seized by PO George Carnrike & PO Justin Carpenter during a traffic stop on Mitchell St. The two Syracuse area suspects were charged with Criminal Possession of a Controlled Substance and other charges. Both PO Carpenter & Carnrike are responsible for several arrests and seizures throughout the year similar to this one in July. Both officers have been publicly commended.

2013 ANNUAL REPORT

AUGUST

August 6-11, 2013 - One of the largest events in the County each year is the Chenango County Fair held on the fair grounds on East Main Street. This week long event requires Norwich Police officers to work extra duty, some on overtime, to police the grounds. Each year the Norwich Police are assisted by NYS Troopers.



2013 ANNUAL REPORT

AUGUST

August 23, 2013 - The President of the United States, Barack Obama, visited Upstate NY for a week long bus tour. One of the stops was Binghamton University. Campus police sent out a request for assistance and Norwich Police Officers Timothy Annesi, Brandon Clarke and Adam Francis were assigned to the security detail.



Recruit PO Francis speaks with POs Clarke and Annesi on the Binghamton U campus.

The President waves from the front of “Ground 1” as the bus passes PO Annesi and NPD car #26 at Binghamton U campus.



2013 ANNUAL REPORT

SEPTEMBER

September 9—13, 2013 - The first week of the 2013-2014 School year begins with a police officer assigned to each school building. On duty officers and night shift officers were held over to patrol and assist with the traffic, reminding drivers of the proper and efficient manner to drop off students at each school. This includes Holy Family School and Valley Heights Christian Academy.

September 6, 7,& 8 2013 - The Colorscape Arts Festival took place in both East and West Parks on the Court House Square. Hundreds of vendors and thousands of spectators are in attendance during the event. Norwich Police officers assisted by the Chenango County Fire Police ensure the many visitors cross NYS Rte. 12 safely. Police officers patrol the downtown area on foot to provide guidance, directions and assistance as needed.



Spectators and musicians make good use of the newly constructed stage in East Park. Concerts and performances are scheduled all day and well into the evening.



2013 ANNUAL REPORT

OCTOBER

During the year 2013 the City of Norwich transferred all payroll time sheets and records to ADP on-line data entry. This system has greatly assisted the Police Department and Human Resource Department with accurate record keeping of time off and pay roll.

City of Norwich
 Manager - Home - Time & Attendance - My Team - Recruiting - Reports

Timecards

Select	Supervisor Approval		Date In	Time In	Time Out	Hours	Daily Totals	Out Type	Earnings Code	Department	Job	
<input type="checkbox"/>	<input checked="" type="checkbox"/>	<input checked="" type="checkbox"/>	Fri	10/11/2013	18:50	19:00	0.17		Stand R...	013120	C037	
<input type="checkbox"/>	<input checked="" type="checkbox"/>	<input checked="" type="checkbox"/>	Fri	10/11/2013	19:00	07:00	12.00	12.17	REGULAR	013120	C037	
<input type="checkbox"/>	<input checked="" type="checkbox"/>	<input checked="" type="checkbox"/>	Sat	10/12/2013	18:50	19:00	0.17		Stand R...	013120	C037	
<input type="checkbox"/>	<input checked="" type="checkbox"/>	<input checked="" type="checkbox"/>	Sat	10/12/2013	19:00	07:00	12.00	12.17	REGULAR	013120	C037	
<input type="checkbox"/>	<input checked="" type="checkbox"/>	<input checked="" type="checkbox"/>	Sun	10/13/2013	18:50	19:00	0.17		Stand R...	013120	C037	
<input type="checkbox"/>	<input checked="" type="checkbox"/>	<input checked="" type="checkbox"/>	Sun	10/13/2013	19:00	07:00	12.00	12.17	REGULAR	013120	C037	
<input type="checkbox"/>	<input checked="" type="checkbox"/>	<input checked="" type="checkbox"/>	Wed	10/16/2013	18:50	19:00	0.17		Stand R...	013120	C037	
<input type="checkbox"/>	<input checked="" type="checkbox"/>	<input checked="" type="checkbox"/>	Wed	10/16/2013	19:00	07:00	12.00	12.17	REGULAR	013120	C037	
<input type="checkbox"/>	<input checked="" type="checkbox"/>	<input checked="" type="checkbox"/>	Thu	10/17/2013	18:50	19:00	0.17		Stand R...	013120	C037	
<input type="checkbox"/>	<input checked="" type="checkbox"/>	<input checked="" type="checkbox"/>	Thu	10/17/2013	19:00	07:00	12.00	12.17	REGULAR	013120	C037	
<input type="checkbox"/>	<input checked="" type="checkbox"/>	<input checked="" type="checkbox"/>	Mon	10/21/2013	06:50	07:00	0.17		Stand R...	013120	C037	
<input type="checkbox"/>	<input checked="" type="checkbox"/>	<input checked="" type="checkbox"/>	Mon	10/21/2013	07:00	19:00	12.00	12.17	REGULAR	013120	C037	
<input type="checkbox"/>	<input checked="" type="checkbox"/>	<input checked="" type="checkbox"/>	Tue	10/22/2013	06:50	07:00	0.17		Stand R...	013120	C037	
<input type="checkbox"/>	<input checked="" type="checkbox"/>	<input checked="" type="checkbox"/>	Tue	10/22/2013	07:00	19:00	12.00	12.17	REGULAR	013120	C037	
						Total Hours:	85.17					

October 2013 - Norwich Police officers assist and maintain a presence at many annual Fall events. On the weekend of October 4, 5, & 6 police officers provide 24 hour coverage of the Pumpkin Festival. On Saturday October 26th members of the force provide traffic assistance and detours for the Halloween Parade. And finally on October 31st, extra officers supplement the regularly scheduled officers to provide saturation patrols in all areas of the City for Trick-or-Treat activities. Police officers patrol in cars, on foot and on bicycles for several hours during the Halloween period.

2013 ANNUAL REPORT

OCTOBER

October 2, 2013 - A house located at 7A State Street that was the target of a Search Warrant drug raid was torn down. At the time of the raid, the house was in a dilapidated state. Within days of the house being razed, the new landowner began construction of a duplex home.



7A State Street is torn down. This house was never occupied after a police raid earlier in the year.

October 2, 2013 - Dep Chief Scott Burlison and PO Justin Carpenter were requested to assist with training Chenango County Probation officers in techniques of defensive tactics and handcuffing at a day long class.



2013 ANNUAL REPORT

OCTOBER

October 15, 2013 - In the summer of 2013 Norwich Police received complaints of suspected drug activity at a residence at 21 Plymouth Street. An investigation was commenced, and this particular investigation was made difficult because the house was no longer on the tax rolls and no one was responsible for the building. Intelligence gathered during this investigation indicated the house was occupied by different people at any given time. Officers were able to gather enough evidence to obtain a Search Warrant and a dynamic entry was conducted by Norwich Police officers and Chenango County Sheriff's deputies. Several people were arrested and quantities of heroin, cash and paraphernalia were seized.



Above, POs Roach and Francis take a male subject into custody.

2013 ANNUAL REPORT

OCTOBER

October 26, 2013 - At approximately 1:40 am Norwich Police received a call of two men fighting on West Midland Drive. PO Clarke and his K9 partner Weeks were the first to arrive and encountered two drunken brothers, ages 19 and 21. As PO Clarke approached them he was immediately met with a verbal barrage of profanities from one of the men. PO Clarke attempted to take this male into custody. The other male came to the aid of his brother and made efforts to prevent PO Clarke from making the arrest. Both men physically attacked PO Clarke who was using *'every tool on his belt'* including his baton and pepper spray. PO Clarke returned to his patrol car and brought K9 Weeks into the fight. As the physical attack continued, PO Clarke concentrated on one brother while Weeks maintained a grip on the other. POs Purdy and Rotundo soon arrived and both drunken men were taken into custody. Several charges were filed against the brothers including weapons charges for taking a police officer's baton and assaulting a police animal. Weeks later received treatment from Dr. Michael King, DVM for injuries received.

PO Clarke checks Weeks for injuries after both were assaulted by two men.



2013 ANNUAL REPORT

NOVEMBER

During 2013 there were at least three assaults on Norwich Police officers. Two of the officers were required to be absent from duty for an extended period because of the assault injuries. A trend was apparent that people were acting more confrontational with police officer encounters. It was determined that officers needed a new tool to protect themselves short of deadly force. In September of 2013, PO Justin Carpenter attended the Taser® Instructor's Course in Cortland, NY. The department ordered three Taser "less-than-lethal" weapons. Over a period of two weeks, nearly all Norwich Police officers were trained in the safe and effective use of this energy weapon. After training, officers have the option of carrying the Taser on their duty belts.



PO Roach lying on his stomach as officers are taught how to remove darts from a person's back.

PO Rotundo waits for PO Carpenter to deploy a Taser.



2013 ANNUAL REPORT

NOVEMBER

November 11, 2013 - The annual Veteran's Day Parade takes place with the Norwich Police leading the marchers on East Main St to the downtown square.



Patriot Guard members escort the Guest of Honor, US Navy Lt. Beth Ann Pervetich on East Main St.

PO Jeremy Burdick, a US Army Veteran, blocks traffic as the parade enters East Park.



Chief Angelino places a wreath in remembrance of those who served in Desert Storm and Iraq.



Photos by Frank Speziale of The Evening Sun

2013 ANNUAL REPORT

NOVEMBER

November 30, 2013 - The Christmas Parade of Lights takes place each year on the Saturday following Thanksgiving. This event requires most of the police department to be on duty to handle the pedestrian crowd of thousands, the traffic barricades and detours.



PO Thomas Miller walks past some of the crowd in front of the Colonia Theater on South Broad Street

Photos by Frank Speziale of The Evening Sun

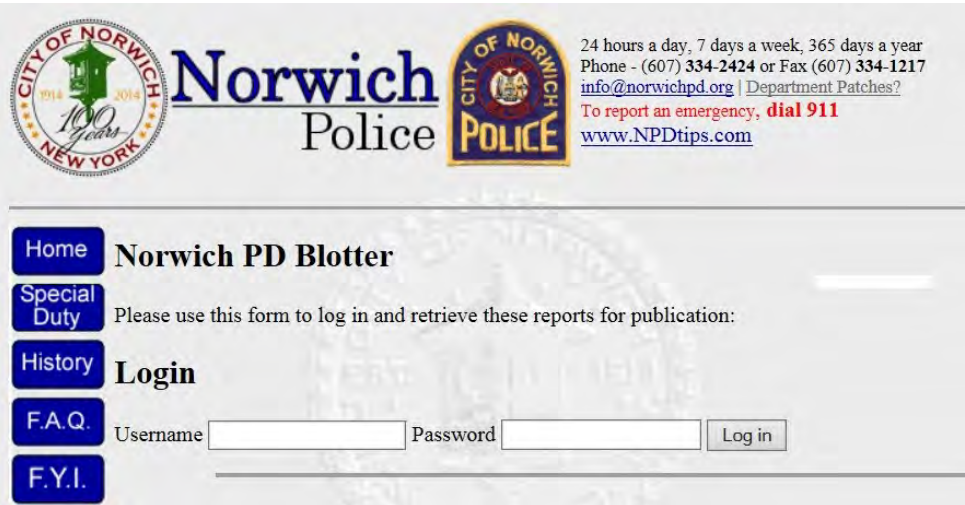
The officers who worked the 2013 Christmas Parade of Lights gather at the Police Station prior to going on post.



2013 ANNUAL REPORT

DECEMBER

December 2013 - A “Press Page” was created that allows members of the media internet access to the daily arrest blotter and press releases issued by the Norwich Police. Each media outlet is given a user name and password to access the information. This saves time for desk officers and also ensures equal access to members of the media. All outlets are able to retrieve identical information at the same time.



The screenshot shows the Norwich Police website's media login page. On the left, there are navigation buttons for Home, Special Duty, History, F.A.Q., and F.Y.I. The main content area features the Norwich Police logo, contact information (24 hours a day, 7 days a week, 365 days a year; Phone - (607) 334-2424 or Fax (607) 334-1217; info@norwichpd.org | Department Patches?; To report an emergency, dial 911; www.NPDtips.com), and a login form with fields for Username and Password, and a Log in button. The page title is "Norwich PD Blotter".

The media log in page for timely access to the police arrest blotter and other news releases.

December 28, 2013 - The Norwich Police Department was invited to a Boy Scouts of America Eagle Scout Ceremony held at the Emmanuel Church on West Main Street. Chief Angelino and County Court Judge Frank Revoir addressed those gathered.



Chief Angelino and Judge Revoir flank new Eagle Scout Peter Braswell. Standing in front is Peter's father, The Rev. Bruce Braswell.





2013 ANNUAL REPORT



2013 ANNUAL REPORT





2013 Annual Report



2013 ANNUAL REPORT




2013 ANNUAL REPORT



2013 ANNUAL REPORT



2013 ANNUAL REPORT



2013 ANNUAL REPORT



NORWICH POLICE DEPARTMENT

2013 ACTIVITY REPORT

	JAN	FEB	MAR	APRIL	MAY	JUNE	JULY	AUG	SEPT	OCT	NOV	DEC	2013 Totals	2012 Totals
CALLS ANSWERED:	1008	821	793	876	955	871	1207	915	762	904	876	965	10953	11952
Days	324	285	321	354	381	372	392	388	288	398	323	299	4125	5003
Evenings/Nights	1332	1106	1114	1230	1336	1243	1599	1303	1050	1302	1199	1264	15078	16955

WALK IN COMPLAINTS:	JAN	FEB	MAR	APRIL	MAY	JUNE	JULY	AUG	SEPT	OCT	NOV	DEC	2013 Totals	2012 Totals
Avg. per day	20.1	18.8	17.4	21.8	18.3	19.8	20.9	18.8	14.0	18.3	18.3	17.6	6818	7980
													18.6	21.9

NO. CASES RECEIVED:	JAN	FEB	MAR	APRIL	MAY	JUNE	JULY	AUG	SEPT	OCT	NOV	DEC	2013 Totals	2012 Totals
Closed	498	408	478	487	625	571	816	662	546	544	463	552	6650	7165
Closed No Prosecution	394	323	373	381	487	453	572	517	427	405	327	437	5096	5559
Closed by Arrest	4	7	9	3	3	0	3	3	3	3	3	3	44	64
Closed Exceptional Clearance	37	29	35	30	53	40	44	61	44	55	60	31	519	570
Closed Unfounded	8	5	8	5	9	8	12	9	4	1	1	1	71	56
Open	3	3	1	0	4	4	3	1	5	5	6	4	39	76
T/O/T Another Agency/Dept.	49	39	46	66	61	64	177	67	56	68	59	73	825	785
	3	2	6	2	8	2	5	4	7	7	7	3	56	55

TOTAL CRIMINAL ARRESTS:	JAN	FEB	MAR	APRIL	MAY	JUNE	JULY	AUG	SEPT	OCT	NOV	DEC	2013 Totals	2012 Totals
Males	42	36	39	42	57	53	49	68	48	64	67	38	603	686
Females	32	25	24	30	42	41	32	43	33	56	45	30	433	503
	10	11	15	12	15	12	17	25	15	8	22	8	170	183

PRISONERS CONFINED:	JAN	FEB	MAR	APRIL	MAY	JUNE	JULY	AUG	SEPT	OCT	NOV	DEC	2013 Totals	2012 Totals
Males	6	9	10	10	12	16	10	15	9	17	21	12	147	184
Females	5	8	7	6	11	13	8	12	7	16	17	11	121	167
	1	1	3	4	1	3	2	3	2	1	4	1	26	17

WANTED COMPLAINTS:	JAN	FEB	MAR	APRIL	MAY	JUNE	JULY	AUG	SEPT	OCT	NOV	DEC	2013 Totals	2012 Totals
	3	2	0	1	1	1	2	4	0	3	4	1	22	38

COMPLAINTS RECEIVED BY WARD:	JAN	FEB	MAR	APRIL	MAY	JUNE	JULY	AUG	SEPT	OCT	NOV	DEC	2013 Totals	2012 Totals
Ward 1	92	79	93	93	126	109	127	139	90	101	99	95	1243	1407
Ward 2	63	59	63	64	97	84	103	76	87	90	65	83	934	844
Ward 3	39	37	35	29	50	38	55	41	50	46	32	55	507	503
Ward 4	172	125	158	175	169	177	370	210	149	147	163	160	2165	2293
Ward 5	48	36	47	42	75	62	64	77	66	44	33	45	639	775
Ward 6	66	62	70	71	88	85	79	93	92	84	64	92	946	1046
Town	14	8	8	12	18	16	14	17	9	22	9	12	159	172
Border	4	2	4	1	2	0	4	9	3	10	8	10	57	125
TOTALS:	498	408	478	487	625	571	816	662	546	544	463	552	6650	7165

2013 NON-CRIMINAL COMPLAINT BREAKDOWN

	JAN	FEB	MAR	APRIL	MAY	JUNE	JULY	AUG	SEPT	OCT	NOV	DEC	2013 Totals	2012 Totals
Aided Codes	2	2	1	2	2	1	1	0	0	2	0	1	14	11
Aided Fire/Ambulance	9	4	4	6	6	7	10	17	10	5	9	1	88	102
Aided Other	40	42	31	34	57	37	41	29	43	43	23	24	444	478
Aided Other Police Agencies	19	5	13	11	12	9	15	17	12	15	21	14	163	156
Alarms Answered	13	8	8	10	13	7	15	17	11	13	9	18	142	115
Animal Complaint (other than dogs)	1	0	2	2	3	3	3	7	2	2	2	3	30	47
Attempt to Locate	2	0	0	0	2	0	0	0	0	2	1	1	8	10
Check Welfare	22	6	18	17	20	36	44	37	32	23	15	16	286	282
Civil	3	1	2	5	3	7	2	2	3	1	2	24	55	35
Contact Persons	0	0	0	0	0	0	0	0	0	0	0	0	0	0
Damage to Report	3	1	1	2	1	1	3	1	1	3	4	1	22	19
Delinquent Parking Tickets	24	11	28	9	0	0	1	2	0	2	0	20	97	100
Disabled Vehicle	6	8	3	1	2	4	11	6	1	4	1	2	49	42
DNA Submissions	3	1	4	5	1	3	1	3	2	1	1	3	28	46
Doors/Windows Unlkld/Open	6	3	6	6	4	7	3	2	5	6	0	2	50	75
Found Property	7	5	7	16	11	13	18	17	16	9	13	14	146	175
Freedom of Information	5	2	3	3	6	4	5	10	1	2	7	1	49	46
Hazards	2	5	6	12	12	6	10	8	18	9	5	14	107	58
House/Business Checks	2	3	1	2	3	1	1	1	4	4	4	10	36	51
Intelligence & Information	21	7	20	22	25	19	27	34	30	24	15	15	259	239
K9 Support	0	2	1	3	2	3	2	1	0	4	0	3	21	32
Lights-St Lights-Traff Lights & Signs	3	3	3	4	6	2	7	1	5	1	3	1	39	40
Lost Property	8	3	5	8	3	15	14	6	4	11	3	8	88	84
Mental Health	9	6	5	12	7	9	5	8	14	8	4	8	95	89
Missing Person	1	3	2	0	4	4	2	8	1	0	3	4	24	46
Order of Protection	8	8	2	4	7	6	11	6	6	7	2	4	71	124
Other Non-reportable Info	3	2	2	4	4	4	2	7	1	2	3	2	36	43
Parking Complaints	1	4	5	4	10	4	6	9	1	1	6	4	55	76
Parole/Parolee Information	2	1	4	2	2	5	4	1	3	1	2	3	30	17
Peddler's Permits	0	2	2	0	0	0	2	1	0	0	1	0	8	9
Property Retrieval	4	3	6	3	2	7	6	5	3	5	5	2	51	66
Record Checks	26	35	18	25	24	33	29	29	28	34	15	33	329	386
Repossession of Car	1	0	1	0	2	2	1	4	0	0	0	2	13	26
Safe House Placements	0	0	0	0	1	1	1	1	0	2	2	0	7	10
Sex Offender Registry	4	7	11	8	4	4	6	7	4	9	7	2	77	63
Subpoena	10	25	13	16	14	12	22	10	11	18	17	16	184	185
Suicide/Attempted Suicide	0	0	0	0	0	0	0	0	0	0	0	0	0	0
Suspicious Person/Other	12	16	15	19	17	21	19	24	19	15	17	15	209	290
Unattended Death	0	0	0	1	0	0	0	0	0	0	0	1	3	12
Unlock Vehicles/Houses	19	20	25	19	28	17	29	17	21	21	32	31	279	272
TOTALS:	301	254	280	295	324	314	379	348	311	312	251	323	3692	3960

COMMUNITY RELATIONS:														
Total Hours	1	0	1	0	0	0	2	0	0	1	0	1	6	7
Number of People	2	0	2	0	0	0	3	0	0	2	0	0.5	9.5	19
Special Events & Parades	40	0	45	0	0	0	54	0	0	16	0	2	157	947
	2	2	4	1	11	4	4	6	8	7	3	1	53	57
MOTOR VEHICLE ACCIDENTS:	21	15	17	14	17	23	13	16	15	15	17	22	205	215

TOTAL V&T TICKETS:														
Vehicle Stops	83	57	57	39	54	46	43	39	43	55	48	37	601	592
	190	138	68	68	104	76	104	72	89	128	98	93	1228	1139

PARKING TICKETS ISSUED:														
	53	58	36	19	2	4	1	3	7	4	53	32	272	312

2013 CRIMINAL COMPLAINTS BREAKDOWN-cont'd

	JAN	FEB	MAR	APRIL	MAY	JUNE	JULY	AUG	SEPT	OCT	NOV	DEC	2013 Totals	2012 Totals
Leave-Scene MVA	4	1	4	5	4	5	3	4	3	4	3	4	44	35
Loitering	0	0	0	0	0	0	1	0	0	0	0	0	1	6
Making a Terroristic Threat	0	1	0	0	0	0	0	0	1	0	0	0	2	0
Menacing	1	1	1	0	0	0	2	1	0	0	0	0	6	8
Obstructing Emergency Medical Services	0	0	0	1	0	0	0	1	0	0	0	0	2	2
Obstructing Governmental Admin	0	0	0	0	0	0	0	0	0	0	0	0	0	2
Perjury	0	0	0	0	0	0	0	0	0	0	0	0	0	1
Petit Larceny	22	6	13	15	38	23	42	30	16	24	18	30	277	234
Prostitution	0	0	0	0	0	0	0	0	0	0	0	0	1	0
Public Health Law	0	0	0	1	1	0	0	2	0	0	0	0	4	1
Public Intox Other Than Alcohol	0	0	0	0	0	0	0	0	0	0	0	0	0	1
Public Lewdness	0	0	0	0	0	0	0	0	0	0	0	0	0	1
Rail Road Offense	0	0	0	0	0	0	0	0	0	0	0	0	0	2
Rape	1	0	0	1	0	1	0	1	0	0	1	0	5	10
Reckless Endangerment-Person	0	0	0	0	0	0	0	0	1	1	0	0	2	1
Reckless Endangerment-Property	0	0	0	0	0	0	0	0	0	0	0	0	0	1
Resisting Arrest/Unlawful Fleeing Police	0	1	0	0	0	0	0	1	0	0	0	0	2	12
Robbery	0	0	0	0	0	0	0	0	0	0	0	0	0	7
Scheme to Defraud	0	0	0	0	1	0	0	0	0	1	0	0	2	6
Sex Offenses (other than Rape)	0	2	0	3	0	0	1	2	3	3	0	0	14	16
Stalking	0	0	0	0	0	0	0	1	0	1	0	0	2	2
Strangulation/Obstruct Breath/Blood	1	0	0	0	1	0	0	1	1	0	0	0	5	5
Tampering with Evidence	0	0	0	0	0	0	0	0	0	0	1	0	1	1
Tampering w/a Witness	0	0	0	0	0	0	0	1	0	0	0	0	1	1
Theft of Services	0	0	0	0	0	0	0	0	0	0	0	0	0	0
Unauthorized Use MV	0	0	0	0	0	0	1	0	0	0	0	0	1	4
Unlawful Deal w/Child	1	0	0	1	0	0	1	0	2	1	0	0	5	7
Unlawful Fleeing from Police in MV	0	0	0	0	0	0	0	1	0	1	1	0	5	9
Unlawful Possession of Marihuana	1	3	0	0	3	2	2	4	2	4	0	0	29	1
Unlawful Possession/Sale of Noxious Material	0	0	0	0	0	1	0	0	0	0	0	0	1	30
Unlawful Surveillance/Eavesdropping	0	0	0	0	0	0	0	0	0	0	1	1	2	0
Unlawful Use of Credit/Debit/Benefit Card	0	0	0	0	0	0	0	0	0	0	0	0	0	1
Vehicle & Traffic Violations (others not listed)	9	10	6	7	14	11	15	16	14	5	4	9	120	133
Warrant - Arrest	2	3	2	4	3	5	2	1	3	2	1	2	30	32
Warrant - Bench	8	8	7	6	5	7	7	6	15	10	11	5	95	83
Warrant - Family Court	1	0	1	0	0	0	0	0	0	0	0	0	2	1
Warrant - Other Agency	2	1	0	0	1	0	2	3	1	3	4	1	18	29
Warrant - Parole	1	1	0	1	0	1	0	1	0	0	0	0	5	7
Warrant-Search	0	0	0	0	0	0	0	0	0	0	0	0	0	2
Welfare Fraud	0	0	0	0	0	0	0	0	0	0	0	0	0	2
TOTALS:	158	123	164	158	258	204	239	263	162	196	172	181	2278	2603

2013 CRIMINAL ARRESTS (CHARGES)

	JAN	FEB	MAR	APRIL	MAY	JUNE	JULY	AUG	SEPT	OCT	NOV	DEC	2013 Totals	2012 Totals
ABC Violations	1	0	0	2	0	0	0	0	0	0	0	0	3	8
Aggravated Harassment	0	0	0	0	2	1	0	0	0	1	2	0	6	9
Aggravated Harassment/Employee by Inmate	0	0	0	0	0	0	0	0	0	0	0	0	0	2
Aggravated Unlicensed Operator	10	4	3	6	13	6	8	16	13	12	5	6	102	74
Ag & Markets Offenses	0	0	0	0	0	0	0	0	0	1	0	0	1	1
Appear in Public Under Inf. Drugs	0	0	0	0	0	0	0	0	0	0	1	0	1	0
Arson	0	0	0	0	0	0	0	0	0	0	0	0	0	0
Assault	0	0	2	0	1	5	0	2	0	2	1	1	14	12
Attempt to Commit a Crime	1	0	0	0	0	0	0	1	0	0	0	32	34	0
Bad Check	0	0	0	0	2	0	0	1	1	0	0	1	4	20
Burglary	0	0	0	0	2	0	0	0	1	0	0	0	4	6
City Ordinance	2	2	3	1	3	2	4	4	1	0	1	0	23	33
Conspiracy	2	0	0	0	1	0	0	0	0	0	0	2	5	8
County Law Offenses	1	0	0	0	0	0	0	0	0	0	0	0	1	1
Criminal Contempt	0	0	0	3	2	0	4	3	2	1	1	0	16	22
Criminal Impersonation/False Personation	0	0	0	0	0	0	0	0	0	0	0	0	0	0
Criminal Mischief	5	1	4	2	3	4	4	2	3	0	4	2	34	46
Criminal Nuisance	0	0	2	0	0	0	0	1	0	1	1	0	5	9
Criminal Poss/Sale Controlled Substance	1	1	6	1	4	7	5	1	4	4	7	6	47	43
Crim Poss Forged Instrument	0	0	0	1	1	0	0	0	0	0	0	0	2	0
Crim Poss/Sale Marihuana	0	0	0	0	1	0	0	0	0	0	1	0	2	4
Crim Poss/Sale of Noxious Material	0	0	0	0	0	1	0	0	0	0	0	0	1	0
Criminal Poss Stolen Property	1	0	0	0	0	1	0	0	0	0	0	0	2	8
Criminal Poss Weapon	0	0	0	1	0	0	0	1	0	2	0	0	4	8
Criminal Tampering	0	0	1	0	0	0	0	3	0	0	0	0	4	2
Criminal Trespass/Trespass	7	3	4	4	2	4	7	9	0	1	6	4	51	36
Criminally Poss Hypodermic Inst	0	0	4	0	1	3	1	1	3	3	3	4	23	21
Criminally Using Drug Paraphernalia	0	0	4	0	0	0	0	0	0	2	2	0	8	12
Disorderly Conduct	3	2	2	1	0	4	1	1	2	9	7	2	34	72
DWAI	0	0	0	0	0	0	0	0	0	0	0	0	0	0
DWI-Aggravated (Child in Veh)	0	0	0	0	0	0	0	0	0	0	0	0	0	0
DWI-Aggravated (> .18%)	0	1	3	0	0	0	0	0	1	1	0	0	6	10
DWI-Common Law	1	3	5	2	2	2	0	3	1	3	2	2	26	44
DWI-Drugs	0	0	0	0	0	0	0	0	0	1	2	1	4	3
DWI-Felony	0	2	2	2	0	2	0	0	0	1	0	0	9	5
DWI > .08%	1	2	2	2	2	3	0	1	0	1	2	1	17	21
DWI Zero Tolerance >21 (not criminal)	0	0	0	0	0	0	0	0	0	0	0	0	0	1
Endangering Welfare of a Child	2	3	1	5	1	3	2	3	0	1	2	3	26	21
Endangering the Welfare-Incompetent Person	0	0	0	0	1	1	0	0	0	0	0	0	2	15
Escape	0	0	0	0	0	0	0	0	0	0	0	0	0	0
Exposure Person/Public Lewdness	0	2	0	0	0	0	0	0	0	0	0	0	2	1
False Personation	0	0	0	0	0	0	0	0	0	0	0	1	1	0
Failed to Register-Sex Offender	0	0	0	0	0	0	0	0	0	0	0	0	0	0
False Report/Written Statement	0	0	0	0	0	1	0	0	0	1	0	0	6	7
Falsifying Business Records	0	0	0	0	1	0	0	0	0	0	0	0	1	34
Fireworks	0	0	0	0	0	0	0	0	0	0	0	0	0	1
Forcible Touching	0	0	0	0	0	0	0	0	0	0	0	0	0	0
Forgery/Fraud	1	0	0	0	1	0	1	0	0	0	0	1	2	1
Fugitive from Justice	0	0	0	0	0	0	0	0	0	0	0	0	0	6
Grand Larceny	1	0	0	0	0	0	0	0	0	0	0	0	0	2
							4				3		9	9

2013 CRIMINAL ARRESTS - cont'd

	JAN	FEB	MAR	APRIL	MAY	JUNE	JULY	AUG	SEPT	OCT	NOV	DEC	2013 Totals	2012 Totals
Harassment	5	2	3	7	5	4	2	4	8	3	5	1	49	70
Identity Theft	1	0	0	0	0	0	0	0	0	0	0	0	1	1
Injuring/Killing Police Animal	0	0	0	0	0	0	0	0	0	1	0	0	1	0
Loitering	0	0	2	0	0	0	0	0	0	0	0	0	2	8
Making a Terroristic Threat	1	1	0	1	0	0	1	2	0	0	0	0	6	8
Menacing	0	0	0	0	0	0	0	0	0	0	0	0	0	0
Murder	0	0	0	0	0	0	0	0	0	0	0	0	0	0
Obstructing Emergency Medical Services	0	0	0	1	1	0	0	1	0	0	0	0	3	2
Obstruct Gov't Admin	0	1	0	2	0	0	1	0	0	2	0	0	6	3
Offering a False Inst For Filing	0	0	0	0	0	0	0	0	0	0	0	0	0	0
Op MV w/o Ignition Interlock Device	0	0	0	0	0	1	0	0	0	0	0	0	1	0
Perjury	0	0	0	0	0	0	0	0	0	0	0	0	0	0
Petit Larceny	11	3	3	3	8	27	5	13	2	12	13	5	105	77
Promoting Prison Contraband	0	0	0	0	0	0	0	0	0	0	0	0	0	0
Public Health Law	0	1	0	0	2	0	0	0	1	0	0	0	4	17
Public Intoxication-Drugs	0	0	0	0	2	0	0	0	0	0	0	0	2	1
Rape	0	0	0	0	1	0	0	0	0	0	0	0	1	3
Reckless Driving	0	0	0	0	0	0	0	0	0	0	0	0	0	0
Reckless Endangerment-Person	0	0	0	0	0	0	0	1	1	1	0	1	4	3
Reckless Endangerment-Property	0	0	0	0	0	0	0	0	0	0	0	0	0	0
Resisting Arrest	0	0	0	1	0	0	0	0	0	0	0	0	1	2
Robbery	0	3	0	2	1	2	1	2	1	3	2	0	17	29
Scheme to Defraud	0	0	0	0	0	0	0	0	0	0	0	0	0	0
Sex Offenses (other than Rape)	0	0	0	0	0	1	0	0	0	0	0	0	1	2
Strangulation/Obstr Breath/Blood	2	0	1	0	0	1	1	1	1	0	0	1	8	7
Tampering with Evidence	0	0	0	0	0	1	0	0	0	0	0	0	2	6
Theft of Services	0	0	0	0	0	0	0	0	0	0	0	0	0	0
Unauthorized Use MV	0	0	0	1	0	0	0	0	0	0	0	1	2	2
Unlawfully Deal w/Child	2	0	0	0	0	0	0	0	0	0	1	0	3	1
Unlawful Imprisonment	1	0	0	0	0	0	0	0	0	0	0	0	1	0
Unlawful Possession of Manhuana	1	4	2	3	5	3	5	2	2	8	9	3	47	48
Unlawful Surveillance	0	0	0	0	0	0	0	0	0	0	1	0	1	0
Unlawfully Fleeing from Police in MV	0	0	0	0	0	0	0	0	0	0	0	0	0	0
V&T (other than listed)	0	0	0	0	0	0	0	0	0	0	0	0	0	1
Warrant - Arrest	1	2	0	2	0	0	0	3	3	2	3	2	18	19
Warrant - Bench	4	5	6	4	3	3	1	7	5	7	12	6	63	57
Welfare Fraud	0	0	0	0	0	0	0	0	0	0	0	0	0	0
TOTALS	69	52	65	64	75	93	61	86	55	87	102	89	898	1022

* Attempted larcenies from vehicles

VIOLATION ARRESTS:	19	14	13	17	16	15	18	18	14	22	25	9	200	310
MISDEMEANOR ARRESTS:	45	35	47	40	50	70	37	65	39	62	67	78	635	626
FELONY ARRESTS:	5	3	5	7	9	8	6	3	2	3	10	2	63	86
TOTALS:	69	52	65	64	75	93	61	86	55	87	102	89	898	1022

2013 VEHICLE & TRAFFIC TICKETS

	JAN	FEB	MAR	APRIL	MAY	JUNE	JULY	AUG	SEPT	OCT	NOV	DEC	2013 Totals	2012 Totals
ABC Law - Consumption in Vehicle	0	0	0	0	0	0	0	0	0	0	1	0	1	2
Aggravated Unlicensed Operator	11	4	3	6	15	5	9	16	13	12	5	6	105	74
Broken/Cracked Windshield	0	1	1	0	0	0	0	0	0	0	1	0	3	8
Cell Phone	4	4	1	0	2	0	3	1	0	1	1	0	17	12
Consuming Alcohol in Vehicle/Open Cont.	0	0	0	1	1	1	0	0	0	0	0	0	3	1
Disobeyed Traffic Control Device	0	1	0	0	1	0	0	1	0	0	0	0	3	4
DWAI	0	0	0	0	0	0	0	0	0	0	0	0	0	0
DWI Aggravated (Child in Vehicle)	0	0	0	1	0	0	0	0	0	0	0	0	1	0
DWI-Aggravated (>.18%)	0	2	4	0	0	0	0	0	1	1	0	0	8	9
DWI-Common Law	1	3	7	3	2	2	0	3	1	3	2	2	29	47
DWI-Drugs	0	0	0	0	0	0	0	0	0	1	2	1	4	3
DWI-Falony	0	0	0	0	0	1	0	0	0	0	1	0	2	1
DWI > .08%	1	1	3	3	2	3	0	1	0	1	2	1	18	22
DWI Zero Tolerance Under 21	0	0	0	0	0	0	0	0	0	0	0	0	0	1
Failure to Comply	0	0	0	0	0	0	0	0	0	0	0	0	0	1
Failure to Keep Right	1	3	2	1	2	1	2	1	2	2	2	1	20	22
Failure to Signal	1	3	4	1	1	2	3	1	0	3	6	3	28	12
Failure to Yield to Pedestrian	0	0	0	0	0	0	0	0	0	0	0	0	0	2
Failure to Yield Right-of-Way	1	0	0	0	0	1	1	0	0	0	1	0	4	3
Follow To Close	0	0	0	0	0	1	0	0	0	0	0	0	1	3
Improper Lane Usage	0	0	1	0	0	1	0	0	0	0	0	0	2	4
Improper Passing	1	0	0	0	1	0	1	0	0	0	0	0	5	3
Improper Turn	0	0	0	0	0	0	0	1	0	0	0	0	2	3
Inadequate Brakes	0	0	0	0	0	0	0	0	0	0	0	0	0	1
Inadequate Brake Lights	4	1	1	1	1	1	1	1	1	1	0	0	15	29
Inadequate Exhaust	2	3	2	3	2	2	7	5	6	3	1	2	38	34
Inadequate Headlights	3	3	4	1	2	3	0	2	2	4	1	2	27	30
Inadequate Mirrors	0	0	1	0	0	0	0	0	0	0	0	0	1	0
Inadequate Plate Light	0	2	1	0	0	1	0	1	1	2	1	0	9	9
Inadequate Tail Lights	1	2	2	2	0	2	0	0	1	3	1	1	15	12
Invalid Insurance Card	0	0	0	0	0	0	0	0	0	0	0	0	0	1
Leave Scene MVA	2	0	0	0	0	2	0	0	0	1	0	0	5	7
Misc. Offenses	0	0	0	0	0	1	0	0	1	0	2	0	4	4
Obstructed View	0	0	0	1	2	1	2	0	0	0	0	0	6	2
Operating w/o Mandatory Interlock Device	0	0	0	0	0	2	0	0	0	0	0	0	2	2
Passed Red Light	1	3	1	1	0	0	0	0	0	1	0	2	9	23
Passed Stop Sign	1	0	1	2	2	0	2	2	1	2	2	0	15	13
Passed Stopped School Bus	0	0	0	0	0	0	0	0	0	0	0	1	1	1
Plates	0	3	0	0	2	1	2	1	0	2	1	0	12	14
Reckless Driving	0	0	0	0	0	0	0	0	0	0	0	0	0	4
Refusal Breath Screening/Test	0	0	1	0	0	0	0	1	0	1	0	0	3	3

2013 VEHICLE & TRAFFIC TICKETS - cont'd

	JAN	FEB	MAR	APRIL	MAY	JUNE	JULY	AUG	SEPT	OCT	NOV	DEC	2013 Totals	2012 Totals
Seat Belts/Child Restraints	1	0	0	0	1	1	1	0	0	0	0	0	4	8
Speeding	3	1	0	1	0	1	0	0	2	1	0	2	11	32
Suspended Registration	7	1	4	2	3	2	0	1	2	0	5	1	28	24
Tinted Windows	0	0	0	1	0	0	1	0	0	1	1	1	5	2
Uninspected MV	34	11	7	1	4	2	3	1	1	1	1	2	68	37
Uninsured MV	1	1	2	1	3	2	0	0	1	2	2	0	15	11
Unlicensed Operator/Out of Class	0	0	2	4	4	2	2	0	6	2	1	6	29	32
Unregistered MV/MC/Trailer	2	4	2	2	1	2	3	0	1	2	1	1	21	14
Unsafe Backing	0	0	0	0	0	0	0	0	0	0	0	0	0	1
Unsafe Lane Change	0	0	0	0	0	0	0	0	0	0	0	0	0	1
Unsafe Start	0	0	0	0	0	0	0	0	0	0	1	0	1	1
Unsafe Tires	0	0	0	0	0	0	0	0	0	0	0	0	0	3
Wrong Way- One Way	0	0	0	0	0	1	0	0	0	0	0	0	1	3
TOTALS:	83	57	57	39	54	46	43	40	43	55	48	37	602	595

2013 Accidents

	JAN	FEB	MAR	APRIL	MAY	JUNE	JULY	AUG	SEPT	OCT	NOV	DEC	2013 Totals	2012 Totals
PROPERTY DAMAGE:	17	13	16	14	15	22	12	14	13	15	17	21	189	185
PERSONAL INJURY:	4	2	1	0	2	1	1	2	2	0	0	1	16	27
FATALITY:	0	0	0	0	0	0	0	0	0	0	0	0	0	0
TOTALS:	21	15	17	14	17	23	13	16	15	15	17	22	205	212

	JAN	FEB	MAR	APRIL	MAY	JUNE	JULY	AUG	SEPT	OCT	NOV	DEC	2013 Totals	2012 Totals
PERSONS INJURED:	5	2	1	0	2	1	1	3	2	0	0	1	18	31
Male	1	2	1	0	1	0	0	2	1	0	0	1	9	15
Female	4	0	0	0	1	1	1	1	1	0	0	0	9	16

	JAN	FEB	MAR	APRIL	MAY	JUNE	JULY	AUG	SEPT	OCT	NOV	DEC	2013 Totals	2012 Totals
BICYCLES INVOLVED:	0	0	0	0	2	0	0	0	0	0	0	0	2	2

	JAN	FEB	MAR	APRIL	MAY	JUNE	JULY	AUG	SEPT	OCT	NOV	DEC	2013 Totals	2012 Totals
PEDESTRIANS INVOLVED:	1	0	0	0	0	0	0	0	0	0	1	0	2	3

	JAN	FEB	MAR	APRIL	MAY	JUNE	JULY	AUG	SEPT	OCT	NOV	DEC	2013 Totals	2012 Totals
CONTRIBUTING FACTORS:														
Aggressive Driving/Road Rage														
Alcohol														
Animal	1								1	1			1	6
Bicyclist Error		1								1			4	4
Driver Inattention/Distracted														
Driver Inexperience	5	6	6	5	6	4	4	2	7	3		6	54	40
Drugs														
Electronic Device												1	1	1
Failure to Keep Right				1										0
Failure to Yield Pedestrian														1
Failure to Yield ROW	3	1			5	2	2	2	1	5	2	2	25	27
Fell Asleep/Fatigued														0
Follow to Close	2		3			4	1	1	2	1	2	1	17	25
Glare														0
Illness								2					2	1
Improper Lane Usage														1
Improper Turning												1	1	5
Left Scene/Unknown			1				1				3	1	7	7
Lost Consciousness				1		1		2				1	5	5
Medication													0	2
Misc													0	1
Obstruction/Debris													0	1
Other Vehicular					1								1	0
Outside Car Distraction														2
Oversized Vehicle													0	1
Pavement Slippery											1	1	2	3
Pedestrian Error	1												1	1
Physical Disability														1
Reaction to Other Vehicle			1								1		2	0
Runaway Vehicle													0	1
Speed	1	1											3	1
Traffic Cont Disregarded				1									1	4
Unsafe Backing														3
Unsafe Brakes	6	4	5	5	5	11	3	5	4	3	7	6	64	61
Unsafe Lane Change								1					2	1
Unsafe Passing												1	1	1
View Obstructed													1	1
TOTALS:	21	15	17	14	17	23	13	16	15	15	17	22	205	212